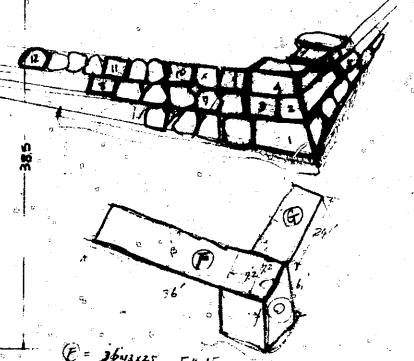
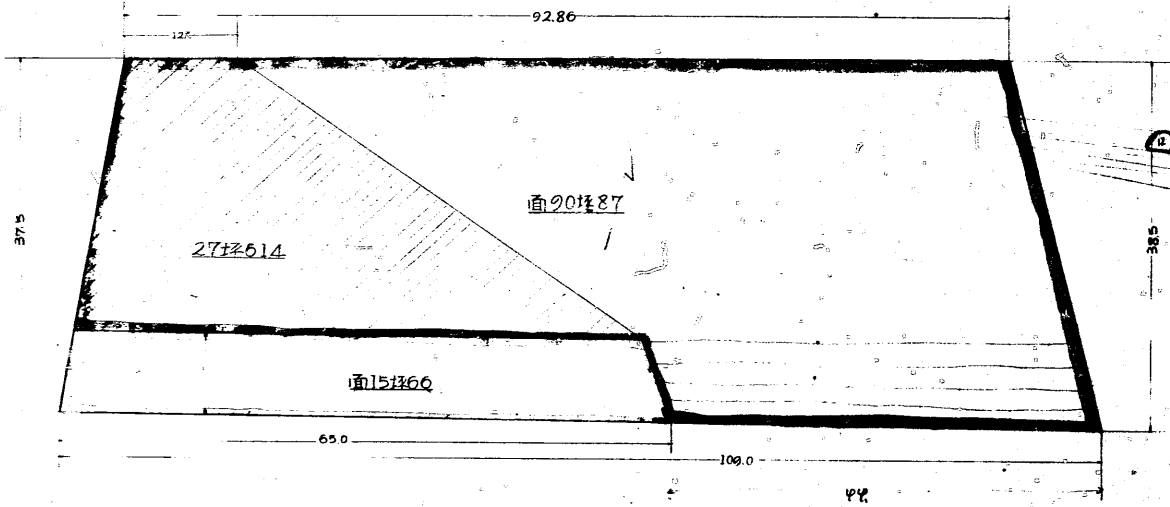


保存工事石積求積圖

縮尺百分之壹

積上面積  
積下面積  
現在積上面積

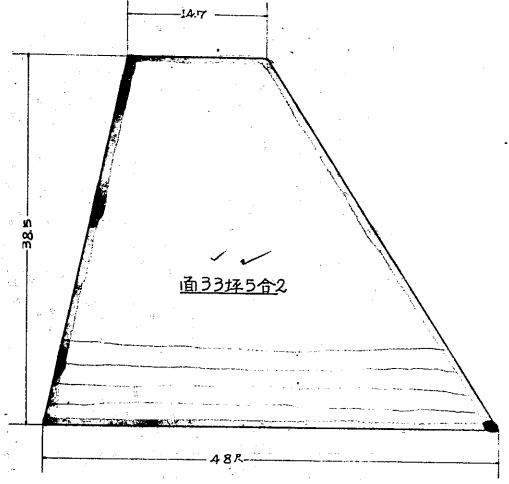


$$C = \frac{26 \times 11.5}{2} = 151.25$$


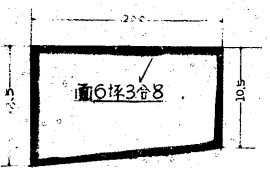
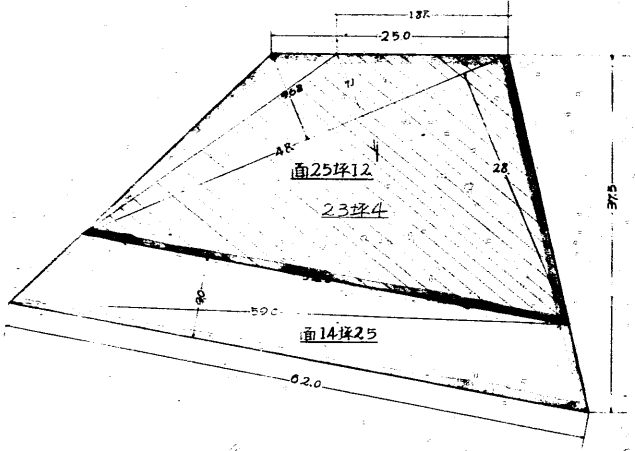
$$D = \frac{32 \times 7.2 \times 6}{2 \times 6} = 144$$

$$E = \frac{20 \times 13 \times 12}{2 \times 6} = 312$$

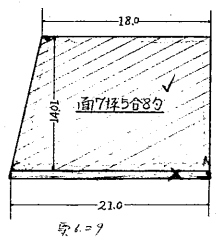
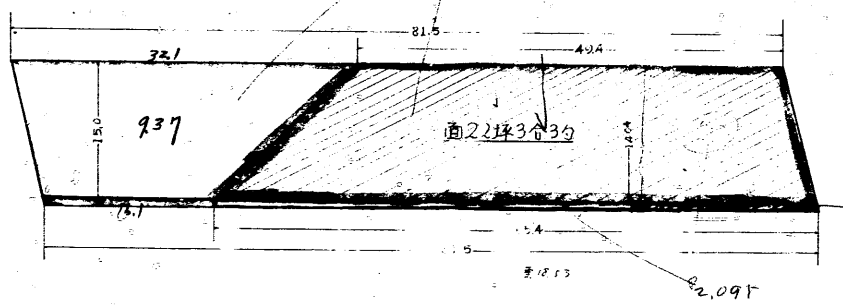
$$10.46$$



29.91



23.79  
計 31.70



$$\frac{118.18 - 18.66}{2} = 49.76$$

$$\frac{118.18 - 31.57}{2} = 43.30$$

$$\frac{118.18 - 12.88}{2} = 52.65$$

$$\frac{118.18 - 21.91}{2} = 48.13$$