

FY2024 (April 2024 through March 2025) Clean Calendar for General Households Use

Do not put a non-household garbage into the local community garbage pit.



For enquiries about the waste collecting service, please contact the Hokubu Beautification Office. ☎0790-66-2471
<https://www.city.himeji.lg.jp/s40/2212404.html>



Please strictly observe the times for putting out waste!

Please help us ensure smooth waste collection by putting out your waste strictly within the designated times.

Put out your waste before 8 a.m. on collection days.

Due to construction work at the Kuresaka Clean Center **between late October and early November**, the **collection days for bulky garbage in November will be moved by one week after their normal date.** Thank you for your understanding and cooperation.

Items the city collects (Domestic garbage) ※ Please note that there will be no collection from January 1st to 3rd.

<p>Burnable Garbage Weekly: ● and ●</p> <p>Kitchen garbage <small>(Please drain as much water as possible from kitchen garbage) (Kitchen waste, tea dregs, etc.)</small></p> <p>Other burnable garbage</p> <p>Shoes, slippers, bags, wood pieces, natural flowers, shells, disposable lighters (see the back as well.), cassette tapes, videotapes, CDs, stuffed animals, disposable diapers, and non-recyclable paper (e.g., carbon paper).</p> <p>※ For paper diapers, dispose of filth in a toilet and place the diaper in a plastic bag. Put them out with burnable garbage. ※ Please be sure to put pruned branches in designated bags. ※ Pruning branch of a size not entering the bag to large size wastes.</p>	<p>Plastic containers and packs Weekly: ●</p> <p>Bags, trays, covers, bottles, packs, nets, wrapping sheets, and polystyrene.</p> <p>※ Containers and packs with ♻️ ※ Separate the above wastes as burnable garbage if food is attached to the wastes. ※ Garbage larger than the bag should go to the large size wastes category. ※ Dispose of plastic bottles as "Large garbage". ※ To prevent scattering, be careful not to fly on days with strong winds..</p>	<p>Paper wastes Weekly: ● and ●</p> <p>Wrapping paper, paper bags, cartons, paper cans, pasteboard, and recyclable paper wastes other than paper containers and cartons (e.g., notebooks, copy paper, postcards). Paper package less than 500 ml</p> <p>※ Dispose of food and odorous waste as "Burnable garbage"</p>	<table border="1"> <tr> <th>April</th> <th>May</th> <th>June</th> <th>July</th> </tr> <tr> <td>th ●</td> <td>th ●</td> <td>th ●</td> <td>th ●</td> </tr> <tr> <th>August</th> <th>September</th> <th>October</th> <th>November</th> </tr> <tr> <td>th ●</td> <td>th ●</td> <td>th ●</td> <td>th ●</td> </tr> <tr> <th>December</th> <th>January</th> <th>February</th> <th>March</th> </tr> <tr> <td>th ●</td> <td>th ●</td> <td>th ●</td> <td>th ●</td> </tr> </table>	April	May	June	July	th ●	th ●	th ●	th ●	August	September	October	November	th ●	th ●	th ●	th ●	December	January	February	March	th ●	th ●	th ●	th ●	<p>● Time to take out the trash before 8 am on the collection day</p> <p>● How to take out the trash</p> <ul style="list-style-type: none"> • Burnable garbage ↳ Use the designated trash bag. (See figure on the left) • Plastic containers and packs ↳ Use the designated trash bag. (See figure on the left) • Paper wastes ↳ paper bag <p>● Place to take out the trash Designated burnable waste station.</p>
April	May	June	July																									
th ●	th ●	th ●	th ●																									
August	September	October	November																									
th ●	th ●	th ●	th ●																									
December	January	February	March																									
th ●	th ●	th ●	th ●																									

<h2>Large Garbage (Twice a Month)</h2>	April	May	June	July	August	September	October	November	December	January	February	March	<p>● Time to take out the trash before 8 am on the collection day</p> <p>● Place to put the trash Designated burnable waste station.</p>
	th ●	th ●	th ●	th ●	th ●	th ●	th ●	th ●	th ●	th ●	th ●	th ●	
	th ●	th ●	th ●	th ●	th ●	th ●	th ●	th ●	th ●	th ●	th ●	th ●	

<p>Large size wastes (Garbage that is roughly over 50 cm)</p> <p>Furniture, styrofoam (pieces that do not fit inside designated bags), massage machines, clothes poles, bicycles, stoves, wood, pruned branches (of a size that does not fit inside designated bags), spring-loaded mattresses, etc.</p> <p>[Size that can be put out as large garbage] Burnables: 140 cm (width) X 90 cm (height) X 200 cm or less (length) Non-burnables: 90 cm (width) X 90 cm (height) X 180 cm or less (length) Pruned branches must be no more than 20 cm thick and no more than 200 cm long.</p>	<p>Bedding / rugs (Tie the top tightly with strong string)</p> <p>Carpet, Mattresses (without springs), blanket, curtain, electric carpet, cloths/clothing.</p> <p>※ Dispose clothes in a bag that allows the contents to be seen. We are reusing and recycling, so please dispose of anything with your name on it or anything that is dirty as burnable garbage.</p>	<p>Non-burnable garbage on the collection (Non-burnable garbage that is roughly 50 cm or less. Dispose of by putting into a bag that you can almost see through)</p> <p>Ceramics (rice bowls, tableware, ashtrays, makeup bottle etc.), metals (pots, frying pans, toys, hangers, etc.), small appliances (micro-wave ovens, irons, electric kettles, video cassette recorders, printers, etc.), etc.</p>	<p>Empty bottles (The contents need to be washed and emptied. Remove the cap and cover. Do not put it in a plastic bag when throwing it away.)</p> <p>Transparent Brown Other</p> <p>※ Glass bottles that contained materials other than drink or food, are made of heat resistant glass (glass pots and covers) and glass cosmetics bottles must be categorized as non-burnable garbage.</p>
<p>Plastic bottles (Wash, remove covers and labels, crush.)</p> <p>"Identification Display Mark" "Material Indication Mark"</p> <p>Recycled into PET bottles.</p> <p>※ Take off covers and labels, and throw them out as plastic containers and packs.</p>	<p>Paper cartons (washed, open and dried)</p> <p>Paper packages of 500ml or bigger</p> <p>※ Throw paper package of less than 500ml in size as a "paper wastes". ※ When the inside of a package is brown or laminated with aluminum foil, treat it as burnable garbage.</p>	<p>Empty cans (Contents must be emptied. Remove the caps and covers. Do not put them in plastic bags when throwing them away.)</p> <p>Empty cans less than 20 liters in size</p> <p>※ Spray cans and gas cylinders for home cooking can cause explosions and/or fire. Make sure you use up the contents and punch a hole in each can before throwing them away. (See the back as well.)</p>	<p>Fluorescent tubes (Put these items in bins for fluorescent tubes without breaking them.)</p> <p>Fluorescent tubes, incandescent lightbulbs, LED bulbs, and similar items</p> <p>※ Dispose of these items without putting them in boxes. ※ If any of these items are broken, put them in transparent bags.</p>
<p>Batteries and similar items (Put these items in battery recycling bins without breaking them.)</p> <p>Batteries, Lithium primary batteries, clinical mercury thermometers, mercury thermometers, mercury manometers, and similar items</p> <p>※ Please insulate coin cell lithium batteries (with model numbers CR or BR) with cellophane tape, etc. before discarding. ※ However, small rechargeable batteries / button cell batteries are to be disposed of at stores. ※ If any of these items are broken, put them in transparent bags. ※ Mercury-free thermometers should be disposed of as nonburnable garbage.</p>		<p>Used paper (Newspaper, cardboard and magazines should each be securely tied up in bundles with string)</p> <p>Newspaper (including advertising leaflets) Corrugated cardboard Magazines</p>	

Items the city does not collect (These cannot be put out at garbage collection spot.)

<p>Designated Home Electric Appliances</p> <p>TVs, refrigerators and freezers (including wine fridges, coolers and chillers), washing machines and clothes dryers, air conditioners (including outdoor units) cannot be disposed of at the bulky waste station or brought to Clean center. Please have them picked up by your nearest retail store. (See the back as well.)</p>	<p>Personal computers for home use</p> <p>Ask the manufacturer or a delivery service to collect the home computer and display. (See the back as well.)</p>	<p>Hazardous waste that cannot be discharged</p> <p>These items should be returned to the shop or store where the item was purchased.</p> <p>Gas bottles, scuba bottles, fire extinguishers, tires, batteries, residual paint, petroleum, poisons, safes, pianos, motorbikes, infectious garbage, engines, incineration ash, wire ropes, syringes, etc.</p>	<p>Excessive amount of garbage</p> <p>Carry garbage from moving, heavy items weighing 50kg or over, a large quantity of wooden pieces, and pruning branches direct to the Kuresaka Clean Center (Refer to the back side.) for disposal or use a fare-paying service of a collection contractor authorized by the city. You cannot put them out at the garbage collection spot. (Paid)</p>	<p>Waste from stores and offices</p> <p>According to the law, it is the responsibility of each industry to dispose of their own industrial garbage.</p> <ol style="list-style-type: none"> 1 Try to recycle/return items back to resources. 2 Dispose of the item by yourself. 3 Ask city approved garbage collection dealers to dispose of the item. (for a fee)
--	---	--	--	---

FY2024 (April 2024 through March 2025) Clean Calendar for General Households Use

Do not put a non-household garbage into the local community garbage pit.



For enquiries about the waste collecting service, please contact the Hokubu Beautification Office. ☎0790-66-2471
<https://www.city.himeji.lg.jp/s40/2212404.html> (Please make inquiries to our office, listed below)



Please strictly observe the times for putting out waste!
Put out your waste before 8 a.m. on collection days.
 Please help us ensure smooth waste collection by putting out your waste strictly within the designated times.

Due to construction work at the Kuresaka Clean Center **between late October and early November**, the **collection days for bulky garbage in November will be moved by one week after their normal date.** Thank you for your understanding and cooperation.



Himeji City **Free** Official LINE account
 Add us as a friend to get easy access to information on waste collection days and disposal rules.



Easy-to-understand garbage separation enlightenment video
 access to **必分** (hitsuwake)
 Resources When Classified! Garbage When Mixed! Only if you separate wastes adequately.



2024 April

Sunday	Monday	Tuesday	Wednesday	Thursday	Friday	Saturday
	1	2	3	4	5	6
7	8	9	10	11	12	13
14	15	16	17	18	19	20
21	22	23	24	25	26	27
28	29	30				

2024 May

Sunday	Monday	Tuesday	Wednesday	Thursday	Friday	Saturday
			1	2	3	4
5	6	7	8	9	10	11
12	13	14	15	16	17	18
19	20	21	22	23	24	25
26	27	28	29	30	31	

2024 June

Sunday	Monday	Tuesday	Wednesday	Thursday	Friday	Saturday
						1
2	3	4	5	6	7	8
9	10	11	12	13	14	15
16	17	18	19	20	21	22
23	24	25	26	27	28	29
30						

2024 July

Sunday	Monday	Tuesday	Wednesday	Thursday	Friday	Saturday
	1	2	3	4	5	6
7	8	9	10	11	12	13
14	15	16	17	18	19	20
21	22	23	24	25	26	27
28	29	30	31			

2024 August

Sunday	Monday	Tuesday	Wednesday	Thursday	Friday	Saturday
				1	2	3
4	5	6	7	8	9	10
11	12	13	14	15	16	17
18	19	20	21	22	23	24
25	26	27	28	29	30	31

2024 September

Sunday	Monday	Tuesday	Wednesday	Thursday	Friday	Saturday
1	2	3	4	5	6	7
8	9	10	11	12	13	14
15	16	17	18	19	20	21
22	23	24	25	26	27	28
29	30					

2024 October

Sunday	Monday	Tuesday	Wednesday	Thursday	Friday	Saturday
		1	2	3	4	5
6	7	8	9	10	11	12
13	14	15	16	17	18	19
20	21	22	23	24	25	26
27	28	29	30	31		

2024 November

Sunday	Monday	Tuesday	Wednesday	Thursday	Friday	Saturday
					1	2
3	4	5	6	7	8	9
10	11	12	13	14	15	16
17	18	19	20	21	22	23
24	25	26	27	28	29	30

2024 December

Sunday	Monday	Tuesday	Wednesday	Thursday	Friday	Saturday
1	2	3	4	5	6	7
8	9	10	11	12	13	14
15	16	17	18	19	20	21
22	23	24	25	26	27	28
29	30	31				

2025 January

Sunday	Monday	Tuesday	Wednesday	Thursday	Friday	Saturday
			1	2	3	4
5	6	7	8	9	10	11
12	13	14	15	16	17	18
19	20	21	22	23	24	25
26	27	28	29	30	31	

2025 February

Sunday	Monday	Tuesday	Wednesday	Thursday	Friday	Saturday
						1
2	3	4	5	6	7	8
9	10	11	12	13	14	15
16	17	18	19	20	21	22
23	24	25	26	27	28	

2025 March

Sunday	Monday	Tuesday	Wednesday	Thursday	Friday	Saturday
						1
2	3	4	5	6	7	8
9	10	11	12	13	14	15
16	17	18	19	20	21	22
23	24	25	26	27	28	29
30	31					

Legend Burnable garbage Plastic containers and packs Paper wastes Large Garbage

- Inquiries List**
- Garbage Recycle Section ☎(079)221-2404
 - Hokubu Beautification Office ☎(0790)66-2471
 - About bringing in garbage directly ... Kuresaka Clean Center ☎(079)335-3670
 - About Feces and Urine Collection Request ... Sanitation Section(human waste) ☎(079)221-2403
 - About Feces and Urine Collection Request ... Chubu Health Center ☎(079)235-7518
 - Town beautification Hokubu Beautification Office ☎(0790)66-2471
 - Disposal of dogs and cats that have died on the street Sanitation Section (in charge of town beautification) ☎(079)221-2500
 - Hokubu Beautification Office ☎(0790)66-2471
 - Industrial waste Industrial Waste Control Division ☎(079)221-2405

How to Dispose of Designated Home Electric Appliances

Televisions, refrigerators and freezers (wine coolers, mini refrigerators, and cold and warm storage units included), washing machines and clothes dryers, air conditioners (outdoor units included) cannot be disposed of at collection points for bulky garbage and cannot be dropped off at the Kuresaka Clean Center. Visit a nearby retail store and pay a recycling fee and a collection fee to have them collect your garbage. To dispose of your garbage yourself, buy a Home Appliance Recycle Ticket at a post office, and contact one of the following designated collection points by phone before dropping your garbage off.

For more information, contact the Home Appliance Recycle Ticket Center at ☎0120-319640

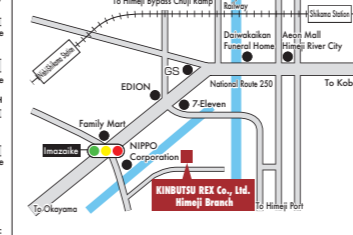
Awaji Kyosho Rikuun's Himeji Office

Address: 2-27 Shirahama-cho Usazaki-minami, Himeji City
 ☎ 079-246-3630

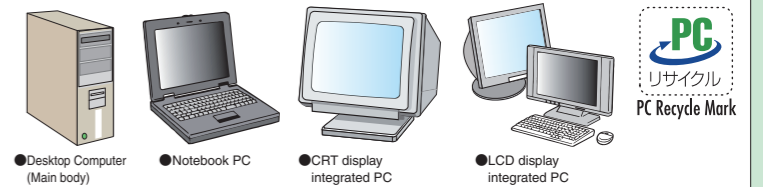


KINBUTSU REX Co., Ltd. Himeji Branch

Address: 1083-1 Kamae, Shikamaku, Himeji City
 ☎ 079-234-8037



How to dispose used personal computer



- **Collection by manufacturer (apply to each maker.)**
 ※ Products with PC-recycle mark are not charged for collection and recycling.
 ※ Attached accessories like mouse, keyboard and speaker, etc. can be packed together.
 ※ If you cannot access the manufacturer, call 03-5282-7685 (an incorporated association pasokon 3R suishin kyokai).
- **Collected by delivery service(Please apply to the cooperating company, Renet Japan Recycle Co., Ltd.☎0570-085-800)**
 ※ Access through internet (<https://www.renet.jp>), delivery agent will visit you to retrieve your computer.
 ※ One box containing a computer, total sizes 140cm, within 20 kg, is free of charge and peripheral devices (e.g. printers, mouse, and scanners, etc.) can be packed together.
 ※ There is a private-data-deleting service.(For a charge) For more information, access to the homepage of Renet Japan Recycle Co., Ltd.

Items taken directly to the processing facility

Moving waste or large quantities of waste cannot be disposed of at the garbage station. Please take it directly to the processing facility.

●Burnable Garbage, Large Garbage, pruned branches

· Kuresaka Clean Center ☎079-335-3670

○Day you can bring in

Monday through Friday (public holidays included)

※For the New Year holidays and Golden Week, make inquiries.

8:30-12:00 13:00-16:30

●Fee: **100yen per 10kg is charged.**

○Kuresaka Clean Center Notes on bringing waste

- ① You cannot bring in industrial wastes.
- ② Concerning large garbage, bring in after breaking down into parts measuring no or less 140cmx90cmx200cm in the case of burnable garbage and 90cmx90cmx180cm in the case of non-flammable garbage.
- ③ Break blocks and concrete down to pieces measuring no or less 20cm before bringing

- in. Also, remove any burnable contents or waste metal, etc.
 - ④ Break pruned branches down to pieces measuring no or less 60cm x 150cm before bringing in. Rough wood may be carried in, but waste roots are not acceptable. Also, when bringing garbage in, cover with a sheet, etc. to stop fly off.
 - ⑤ You cannot bring in TV sets, refrigerators · freezers, washing machines · clothes driers, air conditioners (including outdoor units), personal computers, cars and motorbikes, hazardous objects such as chemicals, and objects in excess of the standard size.
 - ⑥ The disposing person or a family member is asked to be in attendance.
 - ⑦ When bringing in pruned branches, grass and debris from house demolition, use a vehicle with capacity no greater than 3t. Also, do not use a poorly serviced vehicle or allow an inexperienced driver to operate the vehicle.
 - ⑧ Bring in garbage after first conducting thorough separation.
 - ⑨ A "General Waste Disposal Application Form" is required to bring in debris from house demolition (demolition by contractors is not allowed), so please complete the procedure in advance at the Northern Beautification Office.
- **Landfill garbage (industrial waste cannot be brought in)**
 · Shiono final disposal site
 Prior application is required. For details, please contact the Northern Beautification Office.
- Fee: 3,150 yen per ton of loading capacity
- **Inquiries** Hokubu Beautification Office ☎0790-66-2471

Concerning disposal of spray cans and disposable lighters

There are frequent outbreaks of **fire in waste collection trucks** Waste processing facility thought to be caused by **spray cans and disposable lighters.**

Spray cans

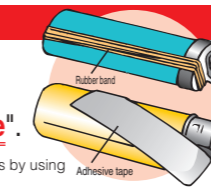
Always use up the contents and punch a hole outdoors in a well ventilated place. Dispose in the **"Empty Cans"** section.



Disposable lighter

Always use up the contents and dispose as **"Burnable Garbage"**.

※ You can remove gas from lighters by using a rubber band or adhesive tape.



Never dispose of syringes (syringe needles) or other similar items!

Be sure to consult a medical institution or pharmacy regarding the disposal of syringes (needles).

※ Injection needles, pen-type syringes, and needles for measuring blood sugar levels may be mixed in sorted garbage such as "plastic containers and packs," "plastic bottles," and "empty bottles." Sorted waste is manually removed by sorting workers to remove foreign matter, and sharp objects such as needles may cause worker injuries or infectious diseases. Please do not dispose of it as separate garbage.



Contact medical institutions or pharmacies.

Recycling of small electrical appliances

There are collection boxes for small electrical appliances at every facility, as these appliances contain precious resources that can be recycled.

[Collected Items]
Items that fit into the collection box (50cm x 15cm)
 Cell phones, PCs, Smartphones, Tablets, etc.

[Collection Locations]
Drop your items off during the business hours of the facility.
 1st-floor lobby of Himeji City Hall, Branch offices, Regional offices, City Office in front of Himeji Station, Local offices, Service Centers, Ichikawa Waste Processing Facility, Jonai Library, Shikama Library Annex

- ◆ **Cautions** ◆
- ① Be sure to delete any personal information.
 - ② Only household waste is accepted.
 - ③ Once compact appliances are put into a collection box, they cannot be returned.
 - ④ Remove all the batteries, rechargeable batteries, or other similar items that can be removed.
 - ⑤ Certain electrical appliances cannot be thrown away.

For more information, contact the Recycle Section at ☎(221-2406)

